

Welcome to the Healing Blueprint

If you're here, something in your body feels off.

Maybe it's subtle.

Maybe it's loud.

Maybe you've been dealing with it for a while...

Or maybe it just started... and you don't know what to do next.

But you know this:

Something is out of balance.

More than anything...

you want to give your body the best possible chance to heal.

This guide is not a trend.

It's not a protocol.

It's not another list of things to try.

This is where you return to the foundations.


Healing doesn't begin with complicated plans.

It begins with creating the right conditions.

Your body already knows how to heal.

But it can't do that if:

- your nervous system is stuck in stress
- your digestion is overwhelmed
- your daily rhythm is working against you



So we start there.

This guide walks you through three core areas:



- **Calming your nervous system** (so your body can shift out of survival mode).
- **Rebuilding your digestion** (so your body can actually absorb and use what you give it).
- **Restoring your daily rhythm** (so healing happens consistently, not occasionally).



You don't need to do everything at once.

You need to understand what matters most...
then start there.

As you move through this guide, you'll begin to see:



- what supports healing
- what quietly works against it
- what to focus on first



Start simple.

Stay consistent.

Let your body respond.



Healing isn't something you force.



It's something you allow—
when the conditions are right.



We begin with your nervous system.



Your Nervous System Sets the Tone for Healing

Your body cannot heal in a constant state of stress.

It doesn't matter how clean you eat—
how many supplements you take,
or how “healthy” your routine looks—

If your nervous system is stuck in survival mode,
your body is focused on getting through the moment—
not repairing, restoring, or healing.

When your body stays in this state too long,
it starts to show up in ways you can feel.

This is why you might feel:

- wired but exhausted
- bloated or not digesting well
- sensitive to food, noise, or people
- unable to fully relax—even when you try



Your body isn't broken.
It's protecting you.

How to Calm Your Nervous System

Healing requires a different state.

It requires safety.

Your body doesn't need more pressure.

It needs signals that it's okay to relax.

And those signals don't have to be complicated.

They just need to be consistent.



Simple Ways to Shift Your Nervous System



1. Slow Your Breathing

Your breath is one of the fastest ways to signal safety to your body.

Try this for 2-5 minutes:

- Inhale slowly through your nose for 4 seconds.
- Exhale gently through your mouth for 6-8 seconds.
- Continue for 2-5 minutes.

Longer exhales tell your body: you're safe.

2. Create Quiet Moments

Your body needs breaks from constant input.

- step outside without your phone.
- sit in silence for a few minutes.
- reduce background noise when you can.

Even small moments of quiet begin to reset your system.

3. Warmth + Grounding

Warmth signals safety to the body.

- drink warm beverages (herbal tea, warm water)
- take a warm shower or bath
- place a hand on your chest or stomach and breathe


Grounding helps your body feel supported—steady again.

4. Gentle Movement

Not all movement should be intense.

- slow walking
- stretching
- light yoga

The goal isn't to push your body.
It's to reassure it that it's safe.



5. Reduce What Overstimulates You

What you remove matters just as much as what you add.


- constant scrolling
- loud environments
- rushing through your day

Notice what leaves you feeling wired—then gently reduce it.

You don't need to do everything.

Start with one.

Consistency—not perfection—is what helps your body feel safe again.



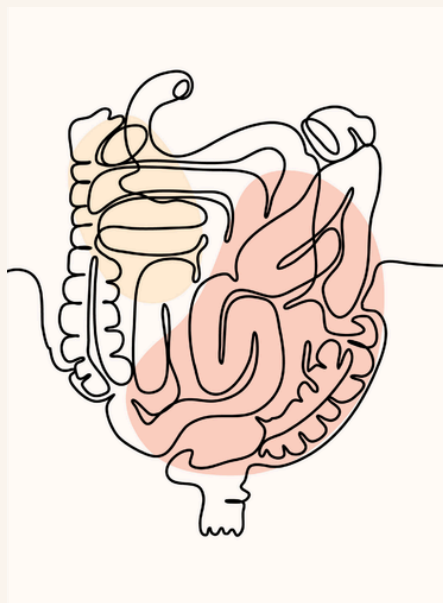
Your Digestion Determines What Your Body Can Actually Use

You can eat the healthiest foods in the world...

But if your body isn't digesting and absorbing them well, you're not truly receiving their benefits.

Digestion is more than just what you eat. It's how your body breaks food down, absorbs nutrients, and turns them into energy, repair, and healing.

And this process is deeply tied to your nervous system.



If your body is in a constant state of stress, digestion slows down.

Stomach acid decreases.

Enzyme production drops.

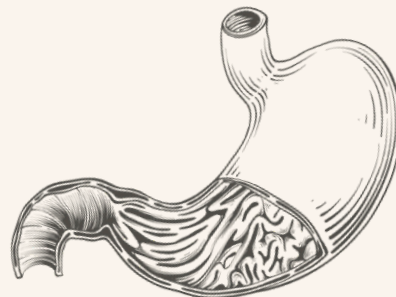
Food isn't broken down the way it should be.

Over time, this can lead to:

- bloating
- heaviness after meals
- nutrient deficiencies
- fatigue, even when you're eating well

Your body isn't failing you.

It's choosing survival over digestion.



How to Support Your Digestion

Your digestion works best when your body feels safe, warm, and unhurried.

You don't need a complicated plan.

Small shifts make a big difference.

Start with this:

- Eat in a calm environment.
- Sit down while you eat (avoid eating on the go).
- Take a few slow breaths before your first bite.

These simple habits signal to your body that it's safe to receive and process food.


Support your digestion further:

- Choose warm, cooked meals over cold or raw foods.
- Sip warm water or tea instead of iced drinks.
- Eat at regular times each day.
- Avoid overeating or rushing through meals.

Digestion isn't just about food.

It's about how you eat,
how you feel while eating,
and how supported your body is in the process.

When digestion improves, everything else becomes easier.



Simple Ways to Support Digestion Naturally

Once your digestion is supported through simple habits, you can go a step further with gentle, natural support.

These don't need to be complicated.

The simplest remedies are often the most effective.

Try one of these:

- A warm cup of ginger tea before or after meals.
- CCF tea (cumin, coriander, fennel) to reduce bloating and support digestion.
- A squeeze of fresh lemon in warm water in the morning.
- A pinch of mineral-rich salt in warm water to support hydration and stomach acid production.



These support your body in breaking down food, reducing discomfort, and improving nutrient absorption.

You don't need to do all of them.

Start with one—and notice how your body responds.

Simple support, done consistently, creates real change.



Signs Your Digestion Needs Support

When digestion isn't working as it should,
your body will let you know.

These signs are easy to overlook,
but they're your body's way of asking for help.

You might notice:

- bloating after meals
- gas or discomfort
- feeling heavy or sluggish after eating
- undigested food in stool
- frequent cravings or feeling unsatisfied
- low energy—even when you're eating regularly
- a white or coated tongue (especially in the morning)

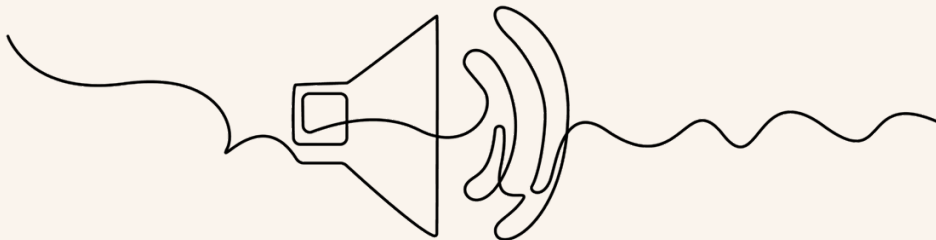


These aren't random.

They're signals.

Your body is always communicating—
These signals are how it asks for help.

**When you learn to read these signals, everything begins
to change.**



You don't need to fix your body.

You need to learn how to support it.

Because symptoms aren't the problem—
they're the result of a system that's overwhelmed, out of
rhythm, or asking for something it's not receiving.

And healing doesn't happen by forcing change.

It happens when the body feels safe enough to shift—
when it's supported consistently.
and given the right conditions.

This is where everything begins to change.

Not with more effort—
but with a different approach.

One that works with your body, not against it.

Healing doesn't happen all at once.


It happens in small, consistent shifts—
in how you eat, move, rest, and respond to your body
each day.

These simple daily rituals help bring your body back into
rhythm.

They support digestion, calm the nervous system, and
create the conditions your body needs to begin healing.

You don't need to do everything perfectly.

You just need to begin.



Daily Rituals to Support Your Digestion

These are simple practices to help bring your body back into rhythm.

They support digestion, regulate your nervous system, and create the conditions your body needs to heal.

You don't need to do all of them.

Start with one, and build from there.

Warm Water Upon Waking

Gently wakes up digestion and hydrates your system.

Sip slowly before food or tea.



Eat Your Biggest Meal at Midday

Digestion is strongest when the sun is at its highest in the sky.

Choose warm, grounding meals that are easy to digest.

Add Digestive Herbs & Spices

Cumin, coriander, fennel, and ginger.

Sprinkle on meals or sip as tea.

Sit Down & Eat Without Distraction

Eating in a calm state supports digestion.

Chew thoroughly, and give your body time to receive the meal.

Light Dinner, Early

Allow your digestion to rest overnight.

Simple, warm evening meals are best.



“Let each bite become a message of care to your digestive fire.”

More Ways to Support Your Digestive Fire *(When You're Ready)*

Additional rituals you can layer in over time:

- Sip CCF tea daily (cumin, coriander, fennel)
- Avoid iced or cold drinks (they weaken Agni)
- Try 1 tsp of Chyawanprash in the morning
- Stop eating when 75% full (leave room for digestion)
- Favor warm, cooked meals over raw or processed food
- Allow 3 or more hours between meals
- Pause and bless your food before eating

(This shifts your body into a receptive, parasympathetic state—where true digestion begins.)

Start with one. Let it become a rhythm. Add more when it feels natural.

Why Digestion Matters More Than You Think

Digestion isn't just about food.

It's how your body creates energy.

How it builds your tissues.

How it clears what doesn't belong.

When digestion is strong, your body can nourish itself.

When it's weak, even the healthiest foods can become a burden.

This is why symptoms begin to appear—
not because your body is failing,
but because it's not getting what it needs.

In Ayurveda, this is called Agni—your digestive fire.

And everything depends on it.

When you support digestion, you support the whole system.

What Weakens Your Digestive Fire

Your digestion isn't fragile—but it is responsive.

Certain habits—especially when repeated daily—can slowly dampen your digestive fire.

You might not notice it at first.

But over time, the body begins to feel it.

Common things that weaken digestion:


- Eating or drinking cold foods and beverages
- Eating at irregular times or skipping meals
- Overeating or eating too quickly
- Eating while distracted or stressed
- Too many raw, cold, or hard-to-digest foods
- Late, heavy dinners
- Lack of rest or poor sleep
- Chronic stress or nervous system overload

*When you commit to one small act of care,
your digestion begins to trust you again.*

This doesn't mean you need to be perfect.

It simply means your body responds to rhythm...
to warmth...
to presence.

Even small shifts can begin to restore balance.



***Healing happens in rhythm, not force.
Let your day become a sacred cycle of return.***

How to Begin

You don't need to change everything.

You don't need a perfect routine.

You don't need to get it all right.

Start with one simple shift.

Something that feels easy.

Something you can return to daily.

Maybe it's drinking warm water in the morning.

Or sitting down to eat without distraction.

Or choosing a warm meal instead of a cold one.

Let that one practice become familiar.

Let your body begin to trust the rhythm.

Then, when it feels natural,
you can gently add more.

This is how healing happens.

Not all at once—

but in small, consistent acts of care.

A Simple Daily Rhythm

This isn't a strict routine—just a gentle example of how you might support your digestion throughout the day.

Morning

Sip warm water upon waking.

Take a few quiet moments before starting your day.

Midday (Main Meal)

Eat your largest meal when the sun is highest in the sky.

Add digestive spices like cumin, coriander, or ginger.

Sit down, slow down, and eat without distractions.

Afternoon

Sip warm tea if desired (like CCF tea).

Take a short walk or allow time for digestion.

Evening

Eat a lighter, warm dinner.

Give your body time to wind down.

*When you honor rhythm,
your body remembers
how to heal.*

Before Eating (Any Meal)

Pause. Breathe. Bless your food.

Simple Digestive Remedies to Try

When your digestion feels off, these gentle remedies can help bring things back into balance.

CCF Tea (Cumin, Coriander, Fennel)

Supports digestion, reduces bloating, and helps ease gas. Sip warm after meals or throughout the day.

Ginger Tea

Stimulates digestive fire and supports sluggish digestion. Steep fresh ginger in hot water and sip slowly.

Golden Gut Tonic

Helps calm inflammation and soothe the digestive system
Mix turmeric and cinnamon into warm milk or a nut milk.

Lemon Water with a Pinch of Salt

Gently stimulates digestion and supports liver function. Best taken in the morning on an empty stomach.

Fennel Seeds

Help reduce bloating and gas after meals. Chew a small pinch or brew as tea.

Start with one remedy

Notice how your body responds. Let that guide you.

Your Body Knows How to Heal

Your body is not working against you.

It's responding.

Adapting.

Communicating in the only ways it knows how.

The symptoms you've been experiencing
are not failures—they're signals.

Invitations to slow down...to listen...
to support what's been asking for your attention.

When you begin to honor your body's rhythms—
to eat with awareness,
to create space for digestion,
to choose warmth, presence, and consistency—

Something begins to shift.

Not all at once. But steadily. Gently.
In a way that lasts.

You don't need to force healing.
You simply need to create the conditions
that allow it to happen.

And your body will meet you there.

You don't need to overhaul your life.

You just need one breath.

One cup of warm tea.

One quiet return to your body.

Start small. Stay sacred.

Choose one ritual from each section

- One for your nervous system
- One for your digestive fire
- One for your daily rhythm

Practice them for seven days. Let them become your anchor.

Let healing become your rhythm—not another thing to “do,” but the way you **remember who you are.**



Let your healing be guided by rhythm, not pressure.



Healing Affirmation

**"I do not need to rush.
I do not need to push.
I only need to return."**

I return to my breath.

I return to my body.

I return to the sacred rhythm that heals me.

**Let this page be your sanctuary. Read it daily. Whisper it aloud.
Let every word be a return.**

Live the Rhythm. Become the Medicine

The Mother Of Health Manifesto

Your Body. Your Rhythm. Your Responsibility.

No one will ever care about your health as much as you do.

Not your doctor. Not the government. Not even those who love you.

Because only you live in your body—every breath, every bite, every choice.

This is your sacred responsibility.

Modern culture sells convenience: pills instead of presence, quick fixes instead of quiet reflection.

But true healing? It's a return. A remembering. A reverence for the daily rhythm that heals you from the inside out.

Start small. Stay consistent.

Let your daily actions speak louder than fear.

You are not broken.

You are becoming.

And you are the healer you've been waiting for.

With love and reverence,

Jackie Parker

